

GS 302/GS 315

winterhalter

+++ dishwashers +++



+++ The new dishwashing standard  
for the future +++

+++ winterhalter +++



## **Your dishwashing specialist**

Winterhalter is the leading manufacturer of commercial warewashing machines in Europe, a status which has been achieved by taking a focussed and specialised approach since the company's formation over 50 years ago.

Winterhalter has continued to assert its role as the market leader by providing the total solution for the entire washing process, developing an equally innovative range of water treatment equipment and warewashing chemicals alongside its range of glass, dish and utensil washers.

+++ The GS 302/GS 315 dishwashers +++



## Setting the Standard

Many new and advanced features have been included within the GS 300 series machines, and with its enlarged wash chamber the GS 315 is able to accept oversized items such as 1/1 GN pans & trays.

The core principles of this technology has been applied to previous areas of product development and have secured numerous industry accolades as a result. This standard ensures optimum wash results every time, with the least resource being spent.



## Colour coded one touch operation

Operating the 300 series dishwasher is simplicity itself. The colour coded controller clearly displays the operational status of the machine.

- A single touch of the colour coded controls, activates the machine's optimum settings ensuring a minimum of operator involvement.
- All aspects of the machine's performance can be monitored via the control panel.
- The self diagnostic system allows for fast fault finding and efficient repair.
- The flush fitting panel is robustly designed to maintain high standards of hygiene and functionality.

+++ simplicity itself +++



**heat up**



**ready**



**wash**



## **Washing in a controlled environment**

The 300 series enables the process of washing dishes to be carried out within a carefully controlled environment.

- The pumps, water softener and chemical containers are located within the cabinet of the machine.
- The integral water softener is fully automatic and can be regenerated without interruption to the washing process.
- Unique wash arm design allows for quick removal and access to the wash chamber.
- The ergonomically designed stainless steel handle allows for easy working.

+++ washing made simple +++



**Fully automatic water softener**



**Integral detergent and rinse aid containers**



**Easy-to-remove wash arm system**

## The concept of Hygiene

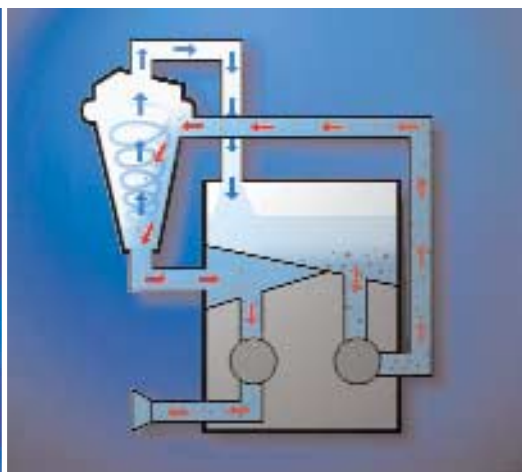
The one piece seamless wash tank with its radiused corners is enhanced further by the 4 stage filter system, providing the definitive hygiene conditions for the sanitising of all tableware.

- WIHTec (Winterhalter Indirect Heating Technology) removes the need for the traditional heating element and provides a smooth, obstruction free surface which is easy to wipe clean.
- The fine mesh tank filter provides 100% coverage of the wash tank area protecting the wash water.
- The cassette filter can be quickly removed and food soil disposed of without disruption to the wash up operation.
- Integral drain pump with protective filter system
- The Mediamat Cyclo wash water purification system continuously extracts the fine food soil, thus reducing the need to replenish water and chemicals.

+++ clean environment for sparkling dishes +++



**WIHTec – invisible panel heating system**



**Mediamat Cyclo filters out fine debris from the wash water**



**Dirt trap free environment**



## Automatic Self Cleaning Programme

The highest levels of hygiene are maintained within the machine interior by Winterhalter's unique automatic self cleaning programme.

- Activated by the single touch of a button.
- The entire machine interior is subject to a rigorous self cleaning cycle with hot fresh water pumped in under pressure at 85°C.
- The machine automatically pumps out all soiled water from the dishwasher.
- The dishwasher automatically switches itself off leaving the machine ready for the next session.
- The vent position allows air to circulate within the wash chamber.

+++ automatic self cleaning programme +++



**Automatic self-cleaning programme**



**Door vent position**



**Clean, hygienic and safe**



## **Perfectly harnessed power and performance**

New "intelligent collision technology" wash jets with anti block nozzles integrated into compact wash arm frames, provide the renowned Winterhalter total coverage wash system for the ultimate wash result.

- Fixed anti block nozzles provide high powered intense wash action.
- Machine capacity maximised with 425mm clear entry height.
- The GS 315 has even larger internal dimensions easily capable of washing GN 1/1 containers, accepting up to 600mm x 400mm trays.
- A special rack for large items is included as standard on GS 315.


+++ strength, speed and versatility +++



**Total coverage wash system**



**GS 315 for oversized items**



**Perfect control, optimum results**





## Value for money through intelligent technology

Winterhalter dishwashers are designed to reduce your operating and maintenance costs throughout the lifetime of the machine.

- 3 year warranty on electronic control panel.
- Intelligent electronics provide data on machine usage and chemical consumption.
- Built in fault diagnosis allows technicians to locate faults quickly and cost effectively.
- All machines have fully insulated cabinets to reduce heat loss and operating levels.
- Machines supplied "ready to install" with drain pump water, waste and electrical connections.

+++ built for a lifetime of economy, efficiency and peace of mind +++



**Real value**

**Fault diagnosis**

**3 year warranty on control panel**



+++ setting the standard +++

The GS 300 series gives you benefits which are brilliantly simple

### **Hygienic and safe operation**


- ✓ Clear, colour coded one touch operation
- ✓ Invisible heater system – WIHTec (Winterhalter Indirect Heating Technology) smooth, obstruction free wash tank surfaces for easy cleaning.
- ✓ The hygiene concept – a 3 stage filter process including the Mediamat Cyclo wash water purification system.
- ✓ Compact wash arms incorporating high powered, anti block wash jets.
- ✓ Winterhalter's pedigree – over half a century of unwavering specialism, research, development and customer focus.

### **Technology developed to save you time**

- ✓ Automatic self cleaning programme
- ✓ Ergonomically advanced design.
- ✓ Optional fully automatic water softeners with regeneration indicator.

### **Tangible, realistic cost savings**

- ✓ 3 year warranty on control panel
- ✓ Fully insulated cabinets reduce heat loss and energy consumption
- ✓ Integrated consumption read out for management control.



## The total solution

The latest in dishwashing technology combined with Winterhalter's treatment options, advanced chemical solutions.


### Winterhalter – water treatment

- Water analysis by trained Winterhalter staff
- Integral or remote water softening options available.
- All resulting in reduced detergent and maintenance costs

### Winterhalter – detergents and rinse aids

- Winterhalter's own range of chemical.
- Expertly dosed and monitored by Winterhalter
- Winterhalter the true specialists.

+++ every aspect covered +++



**Range of racks and accessories**



**Water treatment options**



**Detergents and rinse aids**



## **Expertise and support**

Winterhalter's products are supported throughout the United Kingdom by a nationwide network of distributor partners who complement Winterhalter's own team of nationally located technicians

- Fast, reliable service response with high 'first time' fix ratios
- Factory trained technicians specializing only in warewashing equipment
- Self diagnostic machines allows quick and economical service response
- Tailored maintenance contracts
- Long term spare parts availability

+++ safe, reliable, fast +++



**Trained specialists**



**Long term spares availability**



**Quick response**



(from left: Jürgen, Ralph and Karl Winterhalter)

## **Specialism and expertise through the generations**

Since its foundation in 1947, Winterhalter has grown from a medium sized family concern to an international organisation. With more than 650 employees worldwide, Winterhalter supplies the hospitality industry across the globe with the very latest in commercial warewashing technology, research and developed at our production facilities in Germany and Switzerland.

Since those early days Winterhalter has applied a simple philosophy in its drive for success and growth; all good ideas need the courage to be developed and implemented to realize their full potential. Underpinning the whole process though, is the discipline to address the smallest of details.

+++ The first name in warewashing +++



**Over 50 years of expertise**

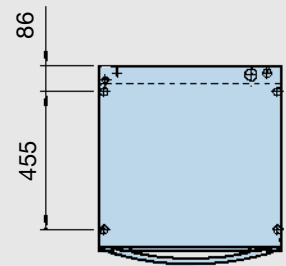
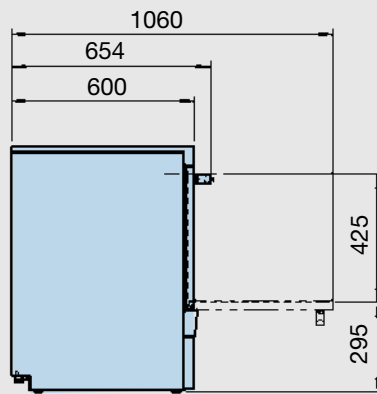
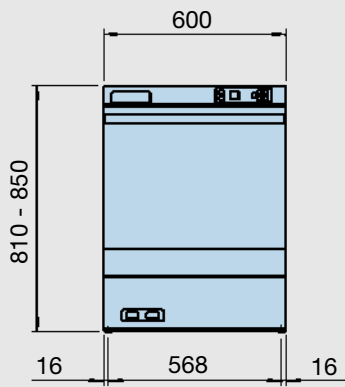


**Competent the world round**



**The total solution.**

# +++ The GS 302 The Dishwasher +++



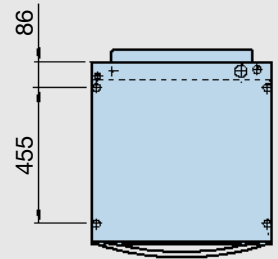
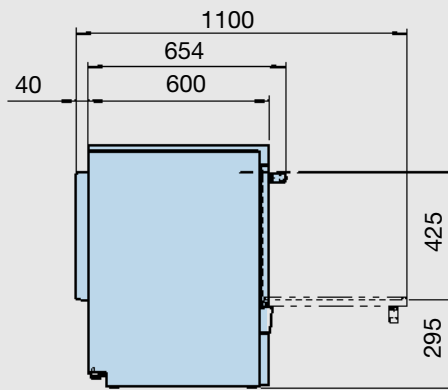
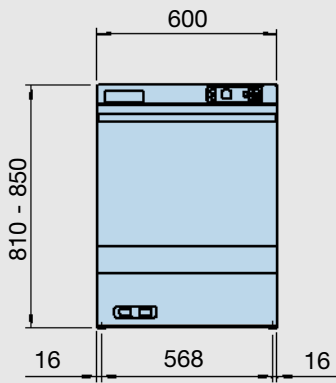
## GS 302 1-ph

Theoretical capacity / hour (racks)	h	20 / 15 / 12
Standard rack dimensions	mm	500 x 500
Clear entry height	mm	425
Total electrical loading	kW	3,3
Width	mm	600
Depth with door closed	mm	600
Depth with door open	mm	1060
Height	mm	810 - 850
Tank capacity	l	18
Tank temperature	°C	60
Boiler temperature	°C	85
Rinse water consumption/cycle	l	2,9
Weight, net	kg	72

## GS 302 3-ph

Theoretical capacity / hour (racks)	h	40 / 25 / 15
Standard rack dimensions	mm	500 x 500
Clear entry height	mm	425
Total electrical loading	kW	6,3
Width	mm	600
Depth with door closed	mm	600
Depth with door open	mm	1060
Height	mm	810 - 850
Tank capacity	l	18
Tank temperature	°C	60
Boiler temperature	°C	85
Rinse water consumption/cycle	l	2,9
Weight, net	kg	72

# +++ The dishwasher GS 315 +++



## GS 315 1-ph

Theoretical capacity / hour (racks)	h	20 / 15 / 12
Standard rack dimensions	mm	500 x 500
Clear entry height	mm	425
Total electrical loading	kW	3,3
Width	mm	600
Depth with door closed	mm	640
Depth with door open	mm	1100
Height	mm	810 - 850
Tank capacity	l	18
Tank temperature	°C	60
Boiler temperature	°C	85
Rinse water consumption/cycle	l	2,9
Weight, net	kg	72

## GS 315 3-ph

Theoretical capacity / hour (racks)	h	30 / 20 / 15
Standard rack dimensions	mm	500 x 500
Clear entry height	mm	425
Total electrical loading	kW	6,3
Width	mm	600
Depth with door closed	mm	640
Depth with door open	mm	1100
Height	mm	810 - 850
Tank capacity	l	18
Tank temperature	°C	60
Boiler temperature	°C	85
Rinse water consumption/cycle	l	2,9
Weight, net	kg	72

+++ The GS 302/GS 315 dishwashers +++



L - 11/01 52 11 124 Subject to technical modifications

**winterhalter**